www.jinkosolar.com

Building Your Trust in Solar

Tiger 66TR

390-410 Watt

MONO-FACIAL MODULE

P-Type

Positive power tolerance of 0~+3%

IEC61215(2016), IEC61730(2016)

ISO9001:2015: Quality Management System

ISO14001:2015: Environment Management System

ISO45001:2018
Occupational health and safety management systems



Tiling Ribbon (TR) Technology

Key Features

TR technology + Half Cell

TR technology with Half cell aims to eliminate the cell gap to increase module efficiency (mono-facial up to 21.48%)

Best Warranty

12 year product warranty,
25 year linear power warranty

9BB instead of 5BB

9BB technology decreases the distance between bus bars and finger grid line which is benefit to power increase.

Enhanced Mechanical Load

Certified to withstand: wind load (2400 Pascal) and snow load (5400 Pascal).

2400 Pa
5400 Pa

Higher lifetime Power Yield

POWER YIELD

2% first year degradation,
0.55% linear degradation

Avoid debris, cracks and broken gate risk effectively

9BB technology using circular ribbon that could avoid debris, cracks and broken gate risk effectively

LINEAR PERFORMANCE WARRANTY

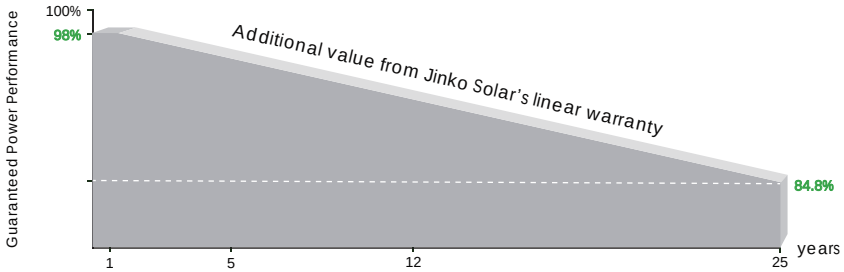

12 Year Product Warranty

25 Year Linear Power Warranty

0.55% Annual Degradation Over 25 years

Engineering Drawings

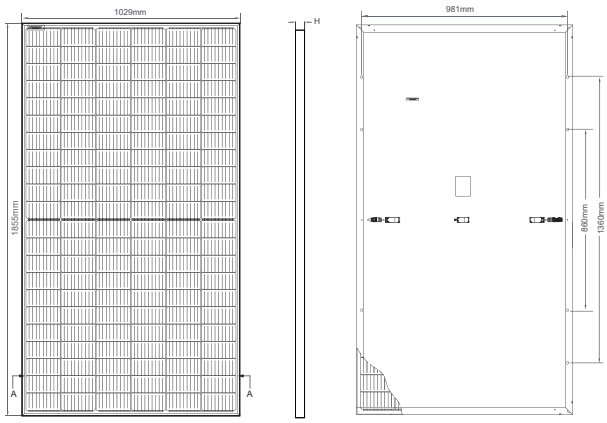

Front Side Back

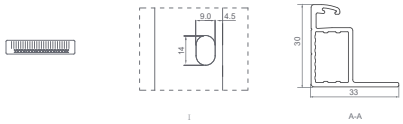

Length: ±2mm
Width: ±2mm
Height: ±1mm
Row Pitch: ±2mm

Electrical Performance & Temperature Dependence

Current-Voltage & Power-Voltage Curves (395W)

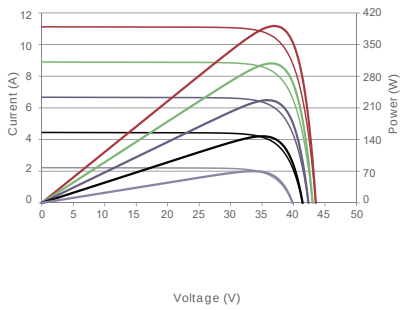

Temperature Dependence of Isc,Voc,Pmax

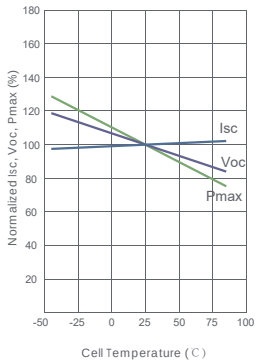

Mechanical Characteristics

Cell Type	P type Mono-crystalline
No. of cells	132 (2×66)
Dimensions	1855×1029×30mm (73.03×40.51×1.18 inch)
Weight	20.8kg (45.86 lbs)
Front Glass	3.2mm,Anti-Reflection Coating, High Transmission, Low Iron, Tempered Glass
Frame	Anodized Aluminium Alloy
Junction Box	IP68 Rated
Output Cables	TUV 1×4.0mm² (+): 290mm , (-): 145mm or Customized Length

Packaging Configuration

(Two pallets = One stack)

36pcs/pallets, 72pcs/stack, 864pcs/ 40'HQ Container

SPECIFICATIONS

Module Type	JKM390M-6RL3 JKM390M-6RL3-V		JKM395M-6RL3 JKM395M-6RL3-V		JKM400M-6RL3 JKM400M-6RL3-V		JKM405M-6RL3 JKM405M-6RL3-V		JKM410M-6RL3	
	STC	NOCT	STC	NOCT	STC	NOCT	STC	NOCT	STC	NOCT
Maximum Power (Pmax)	390Wp	290Wp	395Wp	294Wp	400Wp	298Wp	405Wp	301Wp	410Wp	305Wp
Maximum Power Voltage (Vmp)	36.49V	33.66V	36.58V	33.82V	36.67V	33.86V	36.76V	33.97V	36.84V	34.04V
Maximum Power Current (Imp)	10.69A	8.62A	10.80A	8.69A	10.91A	8.79A	11.02A	8.87A	11.13A	8.96A
Open-circuit Voltage (Voc)	43.75V	41.29V	43.93V	41.47V	44.12V	41.64V	44.20V	41.72V	44.29V	41.80V
Short-circuit Current (Isc)	11.39A	9.20A	11.48A	9.27A	11.57A	9.34A	11.68A	9.43A	11.79A	9.52A
Module Efficiency STC (%)	20.43%		20.69%		20.96%		21.22%		21.48%	
Operating Temperature(℃)	-40℃~+85℃									
Maximum System Voltage	1000/1500VDC (IEC)									
Maximum Series Fuse Rating	20A									
Power Tolerance	0~+3%									
Temperature Coefficients of Pmax	-0.35%/℃									
Temperature Coefficients of Voc	-0.28%/℃									
Temperature Coefficients of Isc	0.048%/℃									
Nominal Operating Cell Temperature (NOCT)	45±2℃									

*STC: Irradiance 1000W/m² Cell Temperature 25°C AM=1.5

NOCT: Irradiance 800W/m² Ambient Temperature 20°C AM=1.5 Wind Speed 1m/s

©2021 Jinko Solar Co., Ltd. All rights reserved.
Specifications included in this datasheet are subject to change without notice.