

ZTECH

Environment-friendly vehicles

2022-2023

ZTECH

ZT-05A 03



Available colors:

ZT-05A

Motor Type	48V/ 350W, Brushless
Weight	51 Kgs
Speed	25 Km/H
Range	≤40 Km
Load Capacity	110 Kgs
Brakes	F/R: Drum/ Drum
Wheel & Tyre Size	14"- 2.5 Tubeless
Battery	Lead Acid, 48V 12Ah
Packing Meas.	DKD 1430x325x660mm
Extras	Optional back seat, rear box, front basket, LED lights, EEC

ZT-05AL

Motor Type	48V/ 350W, Brushless
Weight	40 Kgs
Speed	25 Km/H
Range	≤40 Km
Load Capacity	110 Kgs
Brakes	F/R: Drum/ Drum
Wheel & Tyre Size	14"- 2.5 Tubeless
Battery	Li-ion, 48V 12Ah
Packing Meas.	DKD 1430x325x660mm
Extras	Optional back seat, rear box, front basket, LED lights, EEC



ZT-02 CAMP 5.0 E-Scooter





ZTECH



ZT-02

Motor Type	48V/ 350W, Brushless
Weight	33 Kgs
Speed	25 Km/H
Range	≤30 Km
Load Capacity	85 Kgs
Brakes	F/R: Drum/ Drum
Wheel & Tyre Size	14"- 2.125 Tubeless
Battery	Lead Acid, 48V12Ah
Packing Meas.	DKD 1250x355x650mm
Extras	EEC




Available colors:    

ZTECH

ZT-27 WARRIOR



Available colors: 

Technical information

	ZT-27	ZT-27B	ZT-27C
Motor Type	48V/ 900W, Brushless	48V/ 900W, Brushless	48V/ 900W, Brushless
Weight	72 Kgs	86 Kgs	86 Kgs
Speed	25 Km/H	43 Km/H	25 Km/H
Range	≤40 Km	≤40 Km	≤40 Km
Load Capacity	130 Kgs	130 Kgs	130 Kgs
Brakes	F/R: Drum/ Drum	F/R: Drum/ Drum	F/R: Drum/ Drum
Wheel & Tyre Size	16"- 2.5 Tubeless	16"- 2.5 Tubeless	16"- 2.5 Tubeless
Battery	Lead Acid, 48V 12Ah	Lead Acid, 48V 20Ah	Lead Acid, 48V 20Ah
Packing Meas.	DKD 1560x460x800mm	DKD 1560x460x800mm	DKD 1560x460x800mm
Extras	EEC	EEC	EEC

ZT-24 WARRIOR 2.0

ZTECH



Available colors:





Technical information

Motor Type	72V/ 1500W, Brushless
Weight	116 Kgs
Speed	45 Km/H
Range	≤60 Km
Load Capacity	145 Kgs
Brakes	F: Disc Brake, R: Drum Brake
Wheel & Tyre Size	12"- 90/70 Tubeless
Battery	Lead Acid, 72V 20Ah
Packing Meas.	DKD 1750x535x870mm
Extras	EEC

ZTECH

ZT-36 LUNA



Available colors:    

Technical information

Motor Type	60V/ 1200W, Brushless
Weight	98 Kgs
Speed	25 Km/H (ZT-36A), 45 Km/H (ZT-36B)
Range	≤50 Km
Load Capacity	148 Kgs
Brakes	F: Disc Brake, R: Drum Brake
Wheel & Tyre Size	10"- 3.0 Tubeless
Battery	Lead Acid, 60V 20Ah
Packing Meas.	DKD 1750x570x860mm
Extras	USB port, Reverse Gear, Rear Box included, EEC

Electric Scooters

ZTECH

ZT-37 M6



Colors:



ZT-37

Motor Type	72V/ 2100W, Brushless
Weight	110 Kgs
Speed	45 Km/H
Range	≤55 Km
Load Capacity	140 Kgs
Brakes	F: Disc Brake, R: Drum Brake
Wheel & Tyre Size	10"- 3.0 Tubeless
Battery	Lead Acid, 72V20Ah
Packing Meas.	DKD 1760x570x830mm
Extras	USB port, LED Light, LED Digital Display, EEC

ZTECH

ZT-23 *Crystal 2.0*



Available colors:



7

Technical information

Motor Type	60V/ 1800W, Brushless Bosch
Weight	72 Kgs
Speed	45 Km/H
Range	≤60 Km (ZT-23A), ≤120 Km (ZT-23B)
Load Capacity	150 Kgs
Brakes	F/R: Disc Brake
Wheel & Tyre Size	12"- 90/70 Tubeless
Battery	ZT-23A: Li-ion, 60V 20Ah ZT-23B: Li-ion, 2x 60V 20Ah
Packing Meas.	CBU 1800x570x1210mm
Extras	LED Lights, LCD Digital Display, Smart BMS, USB port, Alarm, Bosch Engine, EEC

TTFAR True Technology True Far



TTFAR motor



Graphene battery



Power recovery controller



Energy monitoring



Aerodynamic shape



Fast recharging




Low resistance cables

ZT-39 E8



ZT-39

Motor Type	72V/ 2000W, Brushless
Weight	108 Kgs
Speed	45 Km/H (ZT-39A/ 39B), 25 Km/H (ZT-39C)
Range	110 Km (ZT-39A/ 39C), 200 Km (ZT-39B)
Load Capacity	105 Kgs
Brakes	F/R: Disc Brake
Wheel & Tyre Size	F/R: 12"-90/80
Battery	ZT-39A/ 39C: Graphene 72V 24Ah ZT-39B: Graphene 72V 38Ah
Packing Meas.	DKD 1770x570x840mm
Extras	Powerful engine, LED lights, Big met-in, Two years warranty battery, Power recovery, Long range, Fast charger, EEC

Available colors: 

ZTECH



Available colors:




Technical information

	ZT-22 G5	ZT-22S G5S	ZT-21 G5 ECO
Motor Type	72V/ 4100W, Brushless	72V/ 4100W, Centrally Mounted Motor	72V/ 2400W, Brushless
Weight	87 Kgs	99 Kgs	119 Kgs
Speed	45 Km/H	80 Km/H	45 Km/H
Range	≤65 Km	≤110 Km	≤70 Km
Load Capacity	156 Kgs	165 Kgs	157 Kgs
Brakes	F/R: Disc Brake, 220mm Disk	F: Disc Brake, R: Disc Brake CBS	F/R: Disc Brake
Wheel & Tyre Size	F: 12"- 90/90, R: 12"-100/ 80 Tubeless	F: 12"- 90/90, R: 12"-100/ 80 Tubeless	F: 12"- 90/90, R: 12"-100/ 80 Tubeless
Battery	Panasonic Lithium Battery, 60V 32Ah	ATL Lithium Battery, 2x72V 20Ah	Lead Acid, 72V 20Ah
Packing Meas.	DKD 1790x570x1250mm	DKD 1830x570x860mm	DKD 1770x570x840mm
Extras	USB port, Alarm, FOC controller, LCD display, IP67 charger, ABS, RFID keyless Go key, Panasonic battery, Immobilizer, GTR 3.0, EEC	USB port, Alarm, LCD display, 12A fast charger, EEC	USB port, Alarm, LCD display, EEC

ZT-38 EXPRESS 3.0

ZTECH



Available colors: 






ZT-38

Motor Type	60V/ 2730W, Brushless
Weight	100 Kgs
Speed	45 Km/H
Range	≤100 Km
Load Capacity	143 Kgs
Brakes	F/R: Disc Brake
Wheel & Tyre Size	Front: 14"-90/90, Rear: 14"-100/90 Tubeless
Battery	ATL Lithium Battery, 2x 60V 24Ah
Packing Meas.	CBU 1890x570x1270mm
Extras	USB port, LED Light, LED Digital Display, optional for front or rear carrier, Integrated frame with rubber protection, EEC

ZTECH

ZT-28 EXPRESS 2.0







Available colors:   

Technical information	Motor Type	60V/ 1500W, Brushless
	Weight	86 Kgs
	Speed	45 Km/H
	Range	≤77 Km (ZT-28A), ≤130 Km (ZT-28B)
	Load Capacity	120 Kgs
	Brakes	F/R: Disc Brake
	Wheel & Tyre Size	12"- 90/70 Tubeless
	Battery	ZT-28A: Li-ion, 60V 32Ah, Samsung Cell ZT-28B: Li-ion, 2x 60V 26Ah, Panasonic Cell
	Packing Meas.	DKD 1820x570x870mm
	Extras	Optional Rear Box, EEC

ZTECH

ZT-29 EXPRESS



Available colors:   



Technical information

Motor Type	60V/ 800W*2, Brushless
Weight	93 Kgs with 1 battery
Speed	45 Km/H
Range	≤70 Km (ZT-29A), ≤140 Km(ZT-29B)
Load Capacity	135 Kgs people+70Kgs Cargo
Brakes	F/R: Disc Brake
Wheel & Tyre Size	10"- 3.0 Tubeless
Battery	Panasonic Cell ZT-29A: Li-ion, 60V 26Ah ZT-29B: Li-ion, 2x 60V 26Ah
Packing Meas.	DKD 1900x880x1170mm
Extras	Panasonic battery, LCD display, Double front engine, Optional Rear Box, EEC

ZTECH

ZT-67 CITY



Available colors:



Technical information

Motor Type	60V/ 1500W, Differential Brushless
Weight	81 Kgs
Speed	45 Km/H
Range	≤65 Km (ZT-67A), ≤80 Km (ZT-67B)
Load Capacity	110 Kgs
Brakes	F/R: Drum/ Drum
Wheel & Tyre Size	F: 17"- 70/90, R: 17"- 80/90
Battery	ZT-67A: Li-ion, 60V 26Ah, Panasonic Cell ZT-67B: Li-ion, 60V 32Ah, Samsung Cell
Packing Meas.	CBU 1890x570x1250mm
Extras	Optional Panasonic or Samsung battery, USB port, Alarm, EEC

ZT-98 ITANGO



Available colors: ■ ■ ■ ■ ■

Technical information	Motor Type	48V/ 1190W, BOSCH
	Weight	74 Kgs
	Speed	45 Km/H
	Range	≤50 Km
	Load Capacity	150 Kgs
	Brakes	F/R: Hydraulic Disc Brake
	Wheel & Tyre Size	F: 12"- 90/70, R: 12"- 70/90 Tubeless
	Battery	Li-ion, 48V 26Ah
Packing Meas.	CBU 1690x770x1140mm	
Extras	USB port, Alarm, EEC	



Technical information	Motor Type	60V/ 1490W, BOSCH
	Weight	99 Kgs
	Speed	45 Km/H
	Range	≤60 Km
	Load Capacity	160 Kgs
	Brakes	F/R: Hydraulic Disc Brake
	Wheel & Tyre Size	F: 12"- 90/90, R: 12"- 120/70 Tubeless
	Battery	Li-ion, 60V 26Ah
Packing Meas.	CBU 1810x780x105mm	
Extras	USB port, Alarm, EEC	


ZT-99 ITANK



Available colors: ■ ■

ZTECH

ZT-60A MIKU Max



Available colors:



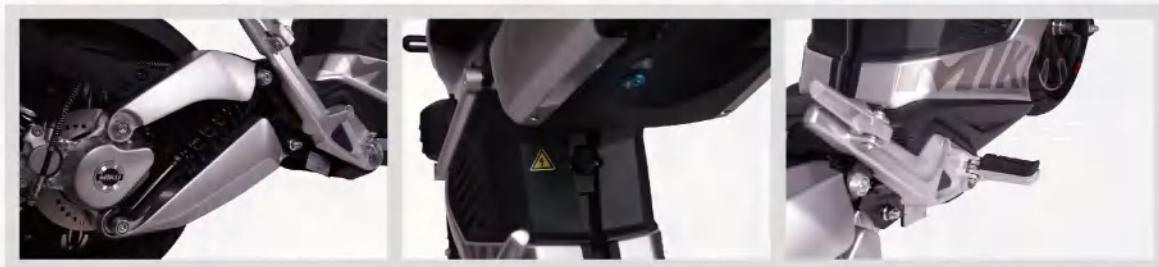
Technical information

Motor Type	60V/ 800W, Brushless Bosch
Weight	75 Kgs
Speed	45 Km/H
Range	≤60 Km
Load Capacity	90 Kgs
Brakes	F/R: Disc Brake
Wheel & Tyre Size	10"- 3.0 Tubeless
Battery	Li-ion, 60V 20Ah
Packing Meas.	CBU 1690x570x1170mm
Extras	LED Lights, LCD Digital Display, Alarm, EEC



MIKU SUPER

ZTECH



ZT-59

Motor Type	72V/ 3000W, Brushless
Weight	80 Kgs
Speed	80 Km/H
Range	≤135 Km
Load Capacity	180 Kgs
Brakes	F: Disc Brake, R: Disc Brake CBS
Wheel & Tyre Size	F:12"-120/70, R:12"-120/70 Tubeless
Battery	Li-ion, 2x 72V 20Ah
Packing Meas.	CBU 1850x580x1160mm
Extras	LED Lights, LCD Digital Display, Alarm, EEC



Available colors: ■ ■ ■ ■ ■

ZTECH

E-Bike

ZT-07A

Motor Type	36V/ 250W, Brushless
Weight	31 Kgs
Speed	25 Km/H
Range	≤40 Km
Load Capacity	110 Kgs
Brakes	F: Drum Brake, R: Expansion Brake
Wheel & Tyre Size	20"- 1.75
Battery	Li-ion, 36V 9Ah
Packing Meas.	SKD 1300x255x660mm
Extras	F/R: LED light, Steel frame, CE

ZT-07A CAMP 2.0



Available colors: ■ ■ ■ ■

Motor Type	36V/ 250W, Brushless
Weight	23 Kgs
Speed	25 Km/ H
Range	≤35 Km
Load Capacity	110 Kgs
Brakes	F/R: Disc Brake
Wheel & Tyre Size	20"- 1.75
Battery	Li-ion, 36V 8Ah
Packing Meas.	SKD 1300x255x660mm
Extras	LED Lights, LCD Digital Display, Foldable Design, Passenger/ Kid Seat, Shimano 7SP, Steel frame, CE

ZT-12 CAMP 6.0



ZT-12

Available colors: ■ ■ ■ ■ ■ ■

ZT-88

Motor Type	36V/ 250W, Brushless
Weight	26 Kgs
Speed	25 Km/H
Range	≤40 Km
Load Capacity	110 Kgs
Brakes	F: V Brake, R: Expansion Brake
Wheel & Tyre Size	20"- 1.75
Battery	Li-ion, 36V 9Ah
Packing Meas.	SKD 1300x255x660mm
Extras	F/R: LED light, Foldable Design, Steel frame, CE

ZT-88 CAMP 4.0



Available colors: ■ ■ ■ ■

ZT-80 MINI TRAILER



Available colors: ■ ■ ■ ■



ZT-80

Motor Type	48V/ 250W, Brushless
Weight	36 Kgs
Speed	25 Km/ H
Range	≤45 Km
Load Capacity	110 Kgs
Brakes	F/R: Disc Brake
Wheel & Tyre Size	20"- 4.0
Battery	Li-ion, 48V 13Ah
Packing Meas.	SKD 1430x340x800mm
Extras	LED Lights, LCD Display, Alloy frame, CE

ZTECH



ZT-89C FAT BIKE



Available colors: ■ ■ ■ ■

ZT-89C

Motor Type	48V/ 250W, Brushless
Weight	23 Kgs
Speed	25 Km/ H
Range	≤50 Km
Load Capacity	110 Kgs
Brakes	F/R: Disc Brake
Wheel & Tyre Size	20"- 4.0
Battery	Li-ion, 48V 13Ah
Packing Meas.	DKD 1430x300x700mm
Extras	Alloy Frame, Double walled rims, Shimano 7SP, F: LED light, R: with CE tail light, Suspension fork, LCD display, Foldable Design, CE

ZTECH





ZT-32 BARCELONA LITHIUM




Technical information

Motor Type	36V/ 250W, Brushless
Weight	30 Kgs
Speed	25 Km/H
Range	≤40 Km
Load Capacity	110 Kgs
Brakes	F/R: V-Brake
Wheel & Tyre Size	26" - 1.75
Battery	Li-ion, 36V 9Ah
Packing Meas.	DKD 1550x265x810mm
Extras	F/R: LED light, Steel Frame, Double walled rims, Shimano 7SP, CE



Available colors:    





Available colors: ■ ■ ■ ■ ■

ZT-13B

Motor Type	36V/ 250W, Brushless
Weight	27 Kgs
Speed	25 Km/H
Range	≤35 Km
Load Capacity	110 Kgs
Brakes	F/R: Disc Brake
Wheel & Tyre Size	28"- 1.75
Battery	Li-ion, 36V 10Ah
Packing Meas.	SKD 1600x255x830mm
Extras	LED Light, LED Display, Shimano 7SP, Alloy frame, CE


ZT-13A

Motor Type	36V/ 250W, Brushless
Weight	26 Kgs
Speed	25 Km/H
Range	≤35 Km
Load Capacity	110 Kgs
Brakes	F: Disc Brake, R: V-Brake
Wheel & Tyre Size	26"- 1.75
Battery	Li-ion, 36V 10Ah
Packing Meas.	SKD 1500x280x790mm
Extras	LED Light, LED Display, Shimano 7SP, Alloy frame, CE

Available colors: ■ ■ ■ ■ ■

ZTECH

EEL-F



ZT-83

Motor Type	36V/ 250W, Brushless
Weight	25.5 Kgs
Speed	25 Km/H
Range	≤45 Km
Load Capacity	110 Kgs
Brakes	F: Disc Brake, R: V-Brake
Wheel & Tyre Size	26"- 1.75
Battery	Li-ion, 36V 12Ah
Packing Meas.	DKD 1500x290x800mm
Extras	LED Light, LCD Display, Shimano 3SP, Alloy frame, CE

ZT-83M

Motor Type	36V/ 250W, Centrally Mounted Motor
Weight	26.5 Kgs
Speed	25 Km/H
Range	≤45 Km
Load Capacity	110 Kgs
Brakes	F: Disc Brake, R: V-Brake
Wheel & Tyre Size	26"- 1.75
Battery	Li-ion, 36V 12Ah
Packing Meas.	DKD 1500x290x800mm
Extras	LED Light, LCD Display, Shimano 3SP, Alloy frame, CE

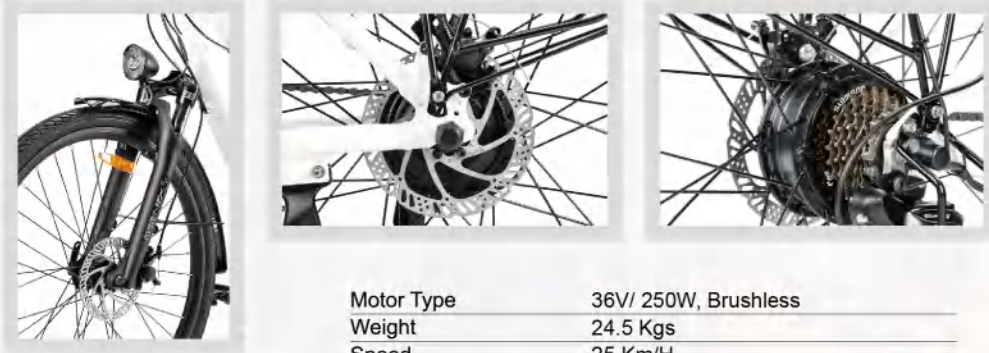


27

Available colors: ■ ■ ■ ■ ■

Available colors: ■ ■ ■ ■ ■

EEL-M



ZT-84

Motor Type	36V/ 250W, Brushless
Weight	24.5 Kgs
Speed	25 Km/H
Range	≤42 Km
Load Capacity	110 Kgs
Brakes	F/R: Disc Brake
Wheel & Tyre Size	26"- 1.75
Battery	Li-ion, 36V 12Ah
Packing Meas.	DKD 1500x290x800mm
Extras	LED Lights, LCD Display, Shimano 7SP, Alloy frame, CE



Available colors:

ZTECH



ZT-84M

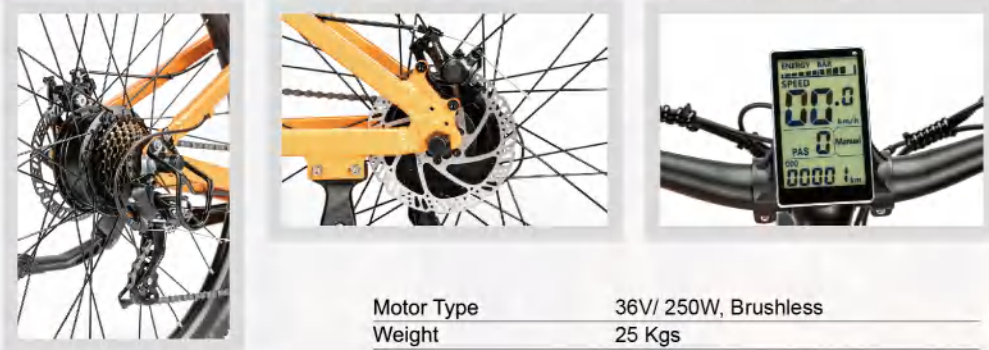
Motor Type	36V/ 250W, Centrally Mounted Motor
Weight	25.5 Kgs
Speed	25 Km/H
Range	≤45 Km
Load Capacity	110 Kgs
Brakes	F/R: Disc Brake
Wheel & Tyre Size	26"- 1.75
Battery	Li-ion, 36V 12Ah
Packing Meas.	DKD 1500x290x800mm
Extras	LED Lights, LCD Display, Shimano 8SP, Alloy frame, CE



Available colors:

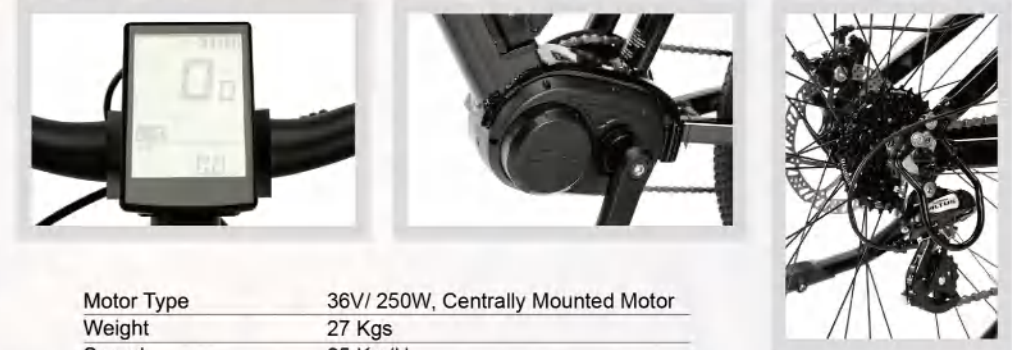
ZTECH

SWORDFISH



ZT-85

Motor Type	36V/ 250W, Brushless
Weight	25 Kgs
Speed	25 Km/H
Range	≤42 Km
Load Capacity	110 Kgs
Brakes	F/R: Disc Brake
Wheel & Tyre Size	27.5"- 2.1
Battery	Li-ion, 36V 12Ah
Packing Meas.	DKD 1500x290x800mm
Extras	LED Light, LCD Display, Shimano 7SP, Alloy frame, CE



ZT-85M

Motor Type	36V/ 250W, Centrally Mounted Motor
Weight	27 Kgs
Speed	25 Km/H
Range	≤42 Km
Load Capacity	110 Kgs
Brakes	F/R: Disc Brake
Wheel & Tyre Size	27.5"- 2.1
Battery	Li-ion, 36V 12Ah
Packing Meas.	DKD 1500x290x800mm
Extras	LED Light, LCD Display, Shimano 8SP, Alloy frame, CE



ZT-14 CAMP 7.0

ZTECH



ZT-87 GIANT SWORDFISH

Available colors: ■ ■ ■ ■

ZT-14

Motor Type	36V/ 250W, Brushless
Weight	19 Kgs
Speed	25 Km/H
Range	≤45 Km
Load Capacity	110 Kgs
Brakes	F/R: Disc Brake
Wheel & Tyre Size	27.5"- 1.75
Battery	Li-ion, 36V 10.4Ah
Packing Meas.	SKD 1600x255x830mm
Extras	LED Lights, LCD Digital Display, Shimano 7SP, Alloy Frame, CE

ZT-87


Motor Type	48V/ 250W, Brushless
Weight	27 Kgs
Speed	25 Km/H
Range	≤45 Km
Load Capacity	110 Kgs
Brakes	F/R: Disc Brake
Wheel & Tyre Size	27.5"- 2.4
Battery	Li-ion, 48V 13Ah
Packing Meas.	SKD 1500x290x800mm
Extras	LED Lights, LCD Display, Shimano 7SP, Alloy Frame, CE



Available colors: ■ ■ ■ ■ ■

ZTECH



LEGACY



ZT-86A

Motor Type	48V/ 250W, Brushless
Weight	31 Kgs
Speed	25 Km/H
Range	≤45 Km
Load Capacity	110 Kgs
Brakes	F/R: Disc Brake
Wheel & Tyre Size	20"- 4.0
Battery	Li-ion, 48V 13Ah
Packing Meas.	SKD 1460x320x870mm
Extras	LED Lights, LCD Display, Shimano 7SP, Steel frame, CE





Available colors:  



ZT-86B

Motor Type	48V/ 250W, Brushless
Weight	29 Kgs
Speed	25 Km/H
Range	≤45 Km
Load Capacity	110 Kgs
Brakes	F/R: Disc Brake
Wheel & Tyre Size	20"- 4.0
Battery	Li-ion, 48V 13Ah
Packing Meas.	SKD 1460x320x870mm
Extras	LED Lights, LCD Display, Shimano 7SP, Alloy frame, CE



Available colors:  

ZT-31 S1 PRO



ZT-18 TRILUX 2.0



Available colors: ■ ■ ■

ZT-18	Motor Type	60V/ 1000W, Differential Brushless
	Weight	120 Kgs
	Speed	25 Km/H
	Range	≤60 Km
	Load Capacity	130 Kgs
	Brakes	F/R: Drum Brake
	Wheel & Tyre Size	10"- 3.0 Tubeless
	Battery	Lead Acid, 60V 20Ah
	Packing Meas.	DKD 1830x770x830mm
	Extras	For 2 people, Adjustable seats, Basket included, EEC



Available colors: ■ ■ ■

ZT-31

Motor Type	72V/ 1600W, Brushless
Weight	108 Kgs
Speed	25 Km/H
Range	≤35 Km
Load Capacity	160 Kgs
Brakes	F: Disc Brake, R: Drum Brake
Wheel & Tyre Size	F: 10"- 3.00, R: 8"- 3.00
Battery	Lead Acid, 72V 20Ah
Packing Meas.	DKD 1920x950x750mm
Extras	Powerful engine, LED lights, High loading capacity, Strong absorber, EEC

ZTECH

ZT-15 TRILUX



ZT-15D

Motor Type	48V/ 900W, Differential Brushless
Weight	100 Kgs
Speed	25 Km/H
Range	≤60 Km
Load Capacity	110 Kgs
Brakes	F/R: Drum Brake
Wheel & Tyre Size	10"- 3.0 Tubeless
Battery	Lead Acid, 48V 20Ah
Packing Meas.	DKD 1430x770x830mm
Extras	Locker under seat, Basket included, EEC




ZT-15E

Motor Type	48V/ 500W, Differential Brushless
Weight	114 Kgs
Speed	25 Km/H
Range	≤60 Km
Load Capacity	90 Kgs
Brakes	F: Drum Brake, R: Drum Brake+Magnetic Motor Brake
Wheel & Tyre Size	10"- 3.0 Tubeless
Battery	Lead Acid, 48V 20Ah
Packing Meas.	DKD 1430x760x850mm CBU 1620x760x1180mm
Extras	Locker under seat, Magnetic motor brake, Basket included, EEC

ZT-15 TRILUX

ZTECH



Available colors: 



ZT-15C

Motor Type	60V/ 1000W, Differential Brushless
Weight	115 Kgs
Speed	25 Km/H
Range	≤60 Km
Load Capacity	130 Kgs
Brakes	F/R: Drum Brake
Wheel & Tyre Size	10"- 3.5 Tubeless
Battery	Lead Acid, 60V 20Ah
Packing Meas.	DKD 1430x770x830mm
Extras	Bigger rims, USP port, Sine Wave controller, Locker under seat, Basket included, EEC

ZT-15K

Motor Type	48V/ 900W, Differential Brushless
Weight	100 Kgs
Speed	25 Km/H
Range	≤60 Km
Load Capacity	110 Kgs
Brakes	F/R: Drum Brake
Wheel & Tyre Size	10"- 3.5 Tubeless
Battery	Lead Acid, 48V 20Ah
Packing Meas.	DKD 1430x770x830mm
Extras	Bigger rims, USP port, Sine Wave controller, Locker under seat, Basket included, EEC

ZTECH

ZT-16 *LEKU*



Available colors: ■ ■ ■

ZT-16

Motor Type	60V/ 1300W, Brushless
Weight	93 Kgs
Speed	25 Km/H
Range	≤55 Km
Load Capacity	105 Kgs
Brakes	F/R: Drum Brake
Wheel & Tyre Size	8"- 3.0
Battery	Lead Acid, 60V 20Ah
Packing Meas.	DKD 1400x810x740mm
Extras	Multi-seat, LED lights, EEC

ZT-17

Motor Type	60V/ 1300W, Brushless
Weight	108 Kgs
Speed	25 Km/H
Range	≤50 Km
Load Capacity	158 Kgs
Brakes	F/R: Drum Brake
Wheel & Tyre Size	8"- 3.0
Battery	Lead Acid, 60V 20Ah
Packing Meas.	DKD 1670x760x750mm
Extras	Two long seat, LED lights, Strong absorber, EEC


ZT-17 *GULL*






Available colors: ■ ■ ■

ZTECH

ZT-63A *TRILUX 3.0*



Available colors:   

Technical information

Motor Type	60V/ 650W, Differential Brushless
Weight	102 Kgs
Speed	25 Km/H
Range	≤60 Km
Load Capacity	90 Kgs
Brakes	F: Hydraulic Disc Brake, R: Drum Brake
Wheel & Tyre Size	10" - 3.0 Tubeless
Battery	Lead Acid, 60V 20Ah
Packing Meas.	ZT-63A: CBU 1950x760x1210mm ZT-63B: DKD 1590x690x870mm
Extras	Rear Box included, EEC



ZT-94

Motor Type	72V/ 3000W, PMSM
Weight	330 Kgs
Speed	45 Km/H
Range	ZT-94A ≤50 Km, ZT-94B ≤90 Km
Load Capacity	300 Kgs
Brakes	Hydraulic Brake
Wheel & Tyre Size	F: 13"- 130/60, R: 12"- 135/70 Tubeless
Battery	ZT-94A: Lead Acid, 72V 45Ah ZT-94B: Lead Acid, 2x72V 45Ah
Cargo Carriage Size	1350x1150x1020mm
Packing Meas.	DKD 2750x1240x1690mm
Extras	1 Seat, Alloy Wheels, Heater System, MP5 with 2 Speakers, USB Port, Rear view camera, EEC



ZT-93

Motor Type	72V/ 3000W, PMSM
Weight	350 Kgs
Speed	45 Km/H
Range	ZT-93A ≤50 Km, ZT-93B ≤90 Km
Load Capacity	300 Kgs
Brakes	Hydraulic Brake
Wheel & Tyre Size	F: 13"- 130/60, R: 12"- 135/70 Tubeless
Battery	ZT-93A: Lead Acid, 72V 45Ah ZT-93B: Lead Acid, 2x72V 45Ah
Cargo Carriage Size	1350x1150x330mm
Packing Meas.	DKD 2780x1320x1270mm
Extras	1 Seat, Alloy Wheels, Heater System, MP5 with 2 Speakers, USB Port, Rear view camera, EEC



ZT-95 E-MOPED CAR



Available colors: ■ ■



Technical information

Motor Type	72V/ 2000W, PMSM
Weight	390 Kgs
Speed	45 Km/H
Range	≤70 Km
Load Capacity	200 Kgs
Brakes	Hydraulic Brake
Wheel & Tyre Size	F: 13"- 130/60, R: 12"- 135/70 Tubeless
Battery	Lead Acid, 72V 45Ah
Packing Meas.	DKD 2200x1120x1510mm
Extras	2 Seats, Alloy Wheels, Steering charging gun, Electric window, Heater System, MP5 with 2 Speakers, Rear view camera, Power window, EEC

ZTECH



ZT-96 E-MOPED CAR



Technical information

Motor Type	60V/ 3000W, PMSM
Weight	450 Kgs
Speed	45 Km/H
Range	≤100 Km
Load Capacity	250 Kgs
Brakes	Hydraulic Brake
Wheel & Tyre Size	12"- 135/70 Tubeless
Battery	Lead Acid, 2x60V 45Ah
Packing Meas.	DKD 2310x1140x1530mm
Extras	2 Seats, Alloy Wheels, Heater System, MP5 with 2 Speakers, Rear view camera, EEC

Available colors:



ZTECH

ZT-09 CLASSIC



Colors:



ZT-09A

Motor Type	48V/ 250W, Brushless
Weight	67 Kgs
Speed	25 Km/H
Range	≤40 Km
Load Capacity	130 Kgs
Brakes	F/R: Drum Brake
Wheel & Tyre Size	16"- 2.5
Battery	Lead Acid, 48V 12Ah
Packing Meas.	DKD 1690x410x860mm
Extras	Rear Box included, CE

ZT-09AL

Motor Type	48V/ 250W, Brushless
Weight	49 Kgs
Speed	25 Km/H
Range	≤40 Km
Load Capacity	130 Kgs
Brakes	F/R: Drum Brake
Wheel & Tyre Size	16"- 2.5
Battery	Li-ion, 48V 12Ah
Packing Meas.	DKD 1690x410x860mm
Extras	Rear Box included, CE

ZT-09C

Motor Type	48V/ 250W, Brushless
Weight	78 Kgs
Speed	25 Km/H
Range	≤50 Km
Load Capacity	130 Kgs
Brakes	F/R: Drum Brake
Wheel & Tyre Size	16"- 2.5
Battery	Lead Acid, 48V 20Ah
Packing Meas.	DKD 1690x410x860mm
Extras	Rear Box included, CE

ZT-09CL

Motor Type	48V/ 250W, Brushless
Weight	52 Kgs
Speed	25 Km/H
Range	≤50 Km
Load Capacity	130 Kgs
Brakes	F/R: Drum Brake
Wheel & Tyre Size	16"- 2.5
Battery	Li-ion, 48V 20Ah
Packing Meas.	DKD 1690x410x860mm
Extras	Rear Box included, CE





Colors: ■ ■ ■ ■ ■

ZT-20A

Motor Type	48V/ 600W, Brushless
Weight	67 Kgs
Speed	25 Km/H
Range	≤40 Km
Load Capacity	130 Kgs
Brakes	F/R: Drum Brake
Wheel & Tyre Size	18"- 2.5
Battery	Lead Acid, 48V 12Ah
Packing Meas.	DKD 1690x410x860mm
Extras	Alarm, Rear Box included, EEC

ZT-20AL

Motor Type	48V/ 600W, Brushless
Weight	54 Kgs
Speed	25 Km/H
Range	≤40 Km
Load Capacity	130 Kgs
Brakes	F/R: Drum Brake
Wheel & Tyre Size	18"- 2.5
Battery	Li-ion, 48V 12Ah
Packing Meas.	DKD 1690x410x860mm
Extras	Alarm, Rear Box included, EEC

ZT-20C

Motor Type	48V/ 600W, Brushless
Weight	78 Kgs
Speed	25 Km/H
Range	≤40 Km
Load Capacity	130 Kgs
Brakes	F/R: Drum Brake
Wheel & Tyre Size	18"- 2.5
Battery	Lead Acid, 48V 20Ah
Packing Meas.	DKD 1690x410x860mm
Extras	Alarm, Rear Box included, EEC

ZT-20AS

Motor Type	48V/ 600W, Brushless
Weight	66 Kgs
Speed	25 Km/H
Range	≤40 Km
Load Capacity	130 Kgs
Brakes	F/R: Drum Brake
Wheel & Tyre Size	16"- 2.5 Tubeless
Battery	Lead Acid, 48V 12Ah
Packing Meas.	DKD 1690x410x860mm
Extras	Alarm, Rear Box included, EEC



Available colors: ■ ■ ■

ZT-01

Motor Type	48V/ 480W, Brushless
Weight	63 Kgs
Speed	25 Km/H
Range	≤36 Km
Load Capacity	141 Kgs
Brakes	F/R: Drum Brake
Wheel & Tyre Size	22"- 2.125
Battery	Lead Acid, 48V 12Ah
Packing Meas.	DKD 1470x315x660mm
Extras	Steel Frame, EEC



Available colors: ■ ■ ■





ZT-04

Motor Type	48V/ 560W, Brushless
Weight	64 Kgs
Speed	25 Km/H
Range	≤40 Km
Load Capacity	141 Kgs
Brakes	F/R: Drum Brake
Wheel & Tyre Size	22"- 2.125
Battery	Lead Acid, 48V 12Ah
Packing Meas.	DKD 1500x320x820mm
Extras	Steel Frame, EEC

ZTECH

ZT-25 BERLIN



Available colors:    

Technical information




	ZT-25A	ZT-25B	ZT-25C
Motor Type	60V/ 800W, Brushless Bosch	60V/ 800W, Brushless Bosch	60V/ 800W, Brushless Bosch
Weight	105 Kgs	78 Kgs	86 Kgs
Speed	45 Km/H	45 Km/H	45 Km/H
Range	≤60 Km	≤70 Km	≤120 Km
Load Capacity	150 Kgs	150 Kgs	150 Kgs
Brakes	F: Hydraulic Disc Brake, R: Drum brake	F: Hydraulic Disc Brake, R: Drum brake	F: Hydraulic Disc Brake, R: Drum brake
Wheel & Tyre Size	10"- 90/90 Tubeless	10"- 90/90 Tubeless	10"- 90/90 Tubeless
Battery	Lead Acid, 60V 20Ah	Li-ion, 60V 20Ah	Li-ion, 2x60V 20Ah
Packing Meas.	DKD 1710x570x830mm	CBU 1750x570x1180mm	CBU 1750x570x1180mm
Extras	Optional Rear Box, Bosch Engine, EEC	Optional Rear Box, Bosch Engine, EEC	Long Range, Optional Rear Box, Bosch Engine, EEC



ZTECH

ZT-26 DRAGON



Available colors:   

Technical information

Motor Type	72V/ 1500W, Brushless
Weight	130 Kgs
Speed	45 Km/H
Range	≤60 Km (ZT-26A), ≤120Km (ZT-26B)
Load Capacity	130 Kgs
Brakes	F: Disc Brake, R: Drum Brake
Wheel & Tyre Size	F: 13"- 130/60, R: 12"- 120/70 Tubeless
Battery	ZT-26A: Li-ion, 72V 22Ah ZT-26B: Li-ion, 2x 72V 22Ah
Packing Meas.	DKD 1930X555X1190mm
Extras	Alarm, EEC

ZTECH

ZT-68 *KID-CROSS*




ZT-68

Motor Type	36V/ 250W, Brushless
Weight	56 Kgs
Speed	30 Km/H
Range	≤30 Km
Load Capacity	100 Kgs
Brakes	F/R: Disc Brake
Wheel & Tyre Size	F: 12"- 2.75 R: 10"- 3.00
Battery	Lead Acid, 36V 12Ah
Packing Meas.	DKD 1420x280x830mm
Extras	Off- Road suspension, Alarm, USB port, CE



A6

Available colors: 

LONG SERVICE LIFE FAST CHARGING LONG CRUISING DISTANCE

GRAPHENE BATTERY

Graphene composite
superconductive
paste – Long battery life

The Yadea graphene battery uses superconductive graphene paste, which features strong conductivity and fast heat transfer, also supports the charge and discharge at the capacity of 20A. At the same time graphene reconstructs the microstructure of the electrodes, which has good reversibility for repeated charging and discharging. The battery's charge cycle life can reach over **1000** times.



E80012-G 12 Ah
E80020-G 20 Ah

Fast charging at high
current – 80% in an hour

Due to the superconductivity of the graphene material and its patented structure design of low internal resistance, the Yadea graphene battery is able to support charging at 10A-20A current and it can be charged up to **80%** in only one hour (if the special fast charger is used). Moreover, since the battery can withstand the high current discharging, it is able to support the work of high-power engines, ensuring greater power and higher speed for the daily rides.

HOSSZÚ ÉLETTARTAM

GYORS TÖLTÉS

HOSSZÚ HATÓTÁVOLSÁG

GRAFÉN AKKUMULÁTOR

Grafén alapú szupravezető
paszta – Hosszú akkumulátor
élettartam

A Yadea grafén akkumulátorok szupravezető grafén pasztát alkalmaznak, mely biztosítja a kitűnő hőleadást és a megfelelő hővezetést, továbbá elérhetővé teszi a 20 Amper áramerősségű töltést és merítést is. Ezzel egyidejűleg a grafén képes az elektródák mikrostruktúrájának megváltoztatására, mely kiváló reverzibilitással többszörös töltést és merítést visel el. Az akkumulátorok élettartama elérheti az **1000**-nél több töltési ciklust is.

Gyors töltés nagy
áramerősséggel – 80%
akár egy óra alatt

A grafén szupravezetőképességének, különleges struktúrájának és alacsony belső ellenállásának köszönhetően a Yadea grafén akkumulátorok támogatják a 10-20 Amper áramerősségű gyorstöltést is, így akár **80%**-ra is feltöltenek egy óra alatt (az erre kifejlesztett speciális gyorstöltő használata mellett). Mindemellett mivel az akkumulátorok ellenállnak nagy terhelésű energiafelhasználásnak is, így képesek a nagy teljesítményű villanymotorok támogatására, biztosítva a jármű kedvezőbb teljesítményét és fokozott sebességét a mindennapokban.

Larger capacity –
Significantly improved
cruising range

The graphene superconductive paste in the Yadea graphene battery has higher energy density and a greatly enhanced power storage capacity, which increases the maximum cruising capability by more than **10%** compared to the ordinary batteries. Even in low temperatures the battery can still maintain the high intensity discharge capability to meet the needs of cycling in the cold weather.



Nagyobb kapacitás –
Jelentősen megnövelt
hatótávolság

A Yadea grafén akkumulátorokban alkalmazott grafén szupravezető paszta magasabb energiasűrűséggel és továbbfejlesztett energiatároló kapacitással rendelkezik. Ennek eredményeként a maximális hatótávolság akár **+10%**-al is megnő a hagyományos akkumulátorokhoz képest. Alacsony hőmérsékletű környezetben is kiválóan megállja a helyét és képes a folyamatos nagy teljesítmény leadására, hogy a hideg időkben is kitűnő szolgálatot nyújtson.



E80020

E80012

Lead-Acid Battery


E80012 12V 12AH ZTECH,CE
 E80018 12V 60AH ZTECH,CE
 E80020 12V 20AH ZTECH,CE
 E99500 12V 45AH ZTECH,CE



E80005 Rearview mirror,6mm,pair
 E90905 Rearview mirror,8mm,pair



Wide range of e-bike bulbs,12V-48V



E80015-A



E80016-A



E80015-B



E80015-C



E80016-C

Lithium Battery

E80015-A 48V 12Ah, 4.7 Kgs, 276x108x71 mm
 E80015-B 48V 12Ah, 4.7 Kgs, 248x143x71 mm
 E80015-C 48v 12Ah, 5.9 Kgs, 305x90x55 mm
 E80016-A 48V 20Ah, 6.3 Kgs, 250x180x125 mm
 E80016-B 48V 20Ah, 6.2 Kgs, 181x156x170 mm
 E80016-C 48v 20Ah, 8.8 Kgs, 265x85x55 mm
 E80017 36V 12Ah, 4.5 Kgs, 248x143x71 mm



E80008 E-BIKE / E-SCOOTER Tester



E80003 E-BIKE / E-SCOOTER Cover




E80070-4 Pizza delivery box,Black
 E80070-8 Pizza delivery box,White

Inner Size: 460x460x285 mm
 Outer Size: 520x520x370 mm



Controller

E80030-A	36V/48V 350W
E80030-B	36V/48V 450W
E80030-C	24V 250W
E80030-D	Li-ion 36V/48V 250W



Spoke 10pcs/pack

E80180	10K,82mmX3mm
E80181	10K,95mmX3mm
E80182	10K,108mmX3mm
E80183	10K,120mmX3mm
E80184	10K,140mmX3mm
E80185	10K,151mmX3mm
E80186	10K,165mmX3mm
E80187	10K,185mmX3mm
E80188	10K,237mmX2.2mm



Battery Charger

E80021	48V/2.0A Flat (T)
E80022	48V/2.0A Round
E80023	36V/1.8A Flat (T)
E80024	36V/1.8A Round
E80025	48V/3A Flat (T)
E80025-G	48V/3A Flat (T) for Graphene Battery
E80026	60V/3A Flat (T)
E80026-G	60V/4A Flat (T) for Graphene Battery
E80027	24V/1.8A Round
E80028-A	(Li-ion) 36V/2A
E80028-C	(Li-ion) 48V/3A Flat (T), (E80016)
E80028-D	(Li-ion) 48V/2A, (E80015)
E80028-E	(Li-ion) 36V/2A, (E80017)



Inner Tube

E88101-B	10"-3.5 ZT-16
E88141-B	14"-2.125
E88161-B	16"-1.75
E88162-B	16"-2.125
E88163-B	16"-2.50
E88164-B	16"-3.0
E88181-B	18"-2.125
E88182-B	18"-2.50
E88201-B	20"-1.75
E88221-B	22"-1.75
E88222-B	22"-2.125
E88241-B	24"-1.75
E88242-B	24"-2.125
E88261-B	26"-1.75
E88281-B	28"-1.75
E88310-B	10"-3.0
E88311-B	10"-3.0



Throttle

E80051-8	Throttle silver
E80051-4	Throttle black
E80052-8	Throttle 3 speed,silver
E80052-4	Throttle 3 speed,black



Tyre

E88281-A	28"-1.75
E88101-A	10"-3.5 ZT-16
E88141-A	14"-2.125
E88161-A	16"-1.75
E88162-A	16"-2.125
E88163-A	16"-2.50
E88164-A	16"-3.0
E88181-A	18"-2.125
E88182-A	18"-2.50
E88201-A	20"-1.75
E88221-A	22"-1.75
E88222-A	22"-2.125
E88241-A	24"-1.75
E88242-A	24"-2.125
E88261-A	26"-1.75
E88310-A	10"-3.0
E88311-A	10"-3.5

ZTECH

ZEUS HELMETS

H-01 (ZS-506)




Size XS-XL
Extras Variable air intake



H-03 (ZS-507)



Size S-XL
Extras Sunblind



H-11 (ZS-907)



Size YS-YL
Extras Sunblind, ideal for kids



ZEUS HELMETS

H-06 (ZS-3000A)



Size S-XXL
 Extras Integrated sunglasses



H-02 (ZS-612)




Size XS-XL
 Extras Integrated sunglasses



H-07 (ZS-218)



Size XS-XL
 Extras Variable air intake



HUNGARY - Head Office:



Z-TECH BIKE Kft.
Dulácska utca 1/A.
2045 - Törökbálint, Hungary
info@ztechbike.hu
www.ztechbike.hu

ZTECH Romania:



SC Z-TECH BIKE S.R.L.
Calea Aradului 62.
410223 - Oradea, Romania
oradea@ztechbike.ro
www.ztechbike.ro

ZTECH Italy:



VPM MOTORS S.R.L.
Via Pioppitelli Snc.
80011 - Acerra (NA), Italy
amministrazione@vpmmotors.com
www.vpmmotors.it



2022-2023